

The background of the slide is a blurred image of the United States flag, showing the stars and stripes. The text is overlaid on this background.

State Preparedness Report (SPR)

January 2013

Objectives

- SPR Overview
- Accessing the SPR
- SPR Tool: PrepCAST
- SPR Reports & 2013 Grant Application
- County-level SPR
- Resource Documents

AZDOHS FOUO Policy

- The SPR is For Official Use Only (FOUO)
 - All copies of the SPR should be marked as FOUO, including exported or printed copies
 - The SPR should not be disseminated outside of your Department or Organization
 - Policy on AZDOHS website

State Preparedness Report (SPR)

- The State Preparedness Report (SPR) Survey Tool is a self assessment of the capabilities required to *prevent, protect against, mitigate* the effects of, *respond* to, and *recover* from all threats and hazards. This annual assessment is mandated for any state or territory receiving preparedness assistance that is administered by the Department of Homeland Security

SPR Overview

- History of the SPR
 - 2007: Word Document
 - 2008-2011: Excel Document
- 2012: Web-based Tool
 - Developed a Threat and Hazard Identification Risk Assessment (THIRA)
- 2013: Developing process

SPR Overview

- The SPR evaluates the level of preparedness for each of the 31 Core Capabilities (formerly the 37 Target Capabilities)
- Planning, Organization, Equipment, Training & Exercise (POETE) elements are rated on a scale of 1 to 5 for each Core Capability
- Sample: Equipment
 - 1: Very little (0-20%) of the required equipment exists
 - 2: Little (21-40%) of the required equipment exists
 - 3: Much (41-60%) of the required equipment exists
 - 4: Most (61-80%) of the required equipment exists
 - 5: All or nearly all (81-100%) of the equipment exists; sustainment needs only

Accessing the SPR

- www.azdohs.gov
- Grants → State Preparedness Report

The screenshot shows the Arizona Department of Homeland Security (AZDOHS) website. The header includes the AZDOHS logo, the text "ARIZONA DEPARTMENT OF HOMELAND SECURITY", and the "AZ.GOV" logo. A navigation menu at the top contains "Home", "About Us", "Employment", and "Contact Us". A search bar is located on the right side of the header.

The main content area is titled "State Preparedness Report (SPR)". It contains the following text:

In accordance with the United States Department of Homeland Security, the Arizona Department of Homeland Security (AZDOHS) commissioned the State Preparedness Report (SPR). The SPR is a comprehensive review of Arizona's homeland security threats, hazards, strengths, current capabilities and areas of opportunity. The result of the multi-jurisdictional collaborative effort among the various public safety disciplines has resulted in a comprehensive report that will help direct limited grant funding to the most appropriate areas with the ultimate goal of better preparing Arizona for any type of hazard, bolstering response and recovery capabilities and creating a more resilient state. Due to the sensitive nature of the information contained within the report, access to the SPR information is carefully controlled and monitored.

Due to the sensitive nature of the information contained within the report, access to the SPR information is carefully controlled and monitored.

General Public Information Request
Members of the media and members of the public seeking more information on the SPR project should contact the Public Affairs Office of the Arizona Department of Homeland Security at HS@AZDOHS or 602-542-1713 or complete and submit a Public Information Request form.

Grant Stakeholders
Eligible Arizona state grant recipients may request the access to a full report by completing the request form at the link below. Your regional planner will review your request. All requests are subject to AZDOHS approval. These reports are for official use only (FOUO) and must be marked and handled in accordance with AZDOHS's FOUO Policy.

- [Request UserId and Password for the SPR Tool](#)

If you have questions, please contact your Regional Strategic Planner at AZDOHS:



Region	Contact	Phone	Email
East & West Regions, State Agencies:	John Coughlin	602-542-7012	jcoughlin@azdohs.gov
Central Region, Phoenix UASI, & MMRS:	Susan Dzbanko	602-542-1777	sdzbanko@azdohs.gov
North & South Regions:	Maryann Loya	602-542-7062	mloya@azdohs.gov
Operation Stonegarden:	William Seltzer	602-542-7044	wseltzer@azdohs.gov

The left sidebar contains a "Grants" menu with sub-items: "Community Preparedness", "Councils & Committees", "Public Affairs Office", "Resources & Links", and "Questions About...". Below the menu are logos for "NTAS NO ACTIVE ALERTS www.DHS.gov/alerts" and "Air Quality Forecast". At the bottom of the page, there are logos for "W3C XHTML 1.0", "GOVERNOR JAN BREWER", "U.S. DEPT. OF HOMELAND SECURITY", "READY.GOV", "RECOVERY.GOV", and "EMERGENCY MANAGEMENT".

Accessing the SPR

- Request User ID and Password

Home About Us Employment Contact Us

 **AZDOHS** ARIZONA DEPARTMENT OF HOMELAND SECURITY 

Search

Request User Id and Password

Please note that all fields on this form are required:

Title:

First Name:

Last Name:

Phone Number:

Email:

Agency/Organization:

Address:

City:


State:


Zip:


Requesting Report:






YES I ACCEPT. I have read and will abide by the AZDOHS FOUO Policy and Procedures that are relating to the SPR (electronic and hardcopies). Please print a copy of the AZDOHS FOUO Policy and Procedures for your future reference.

Your regional planner will review your request. All requests are subject to AZDOHS approval. These reports are for official use only (FOUO) and must be handled in accordance with AZDOHS's FOUO Policy.

 www.DHS.gov/alerts





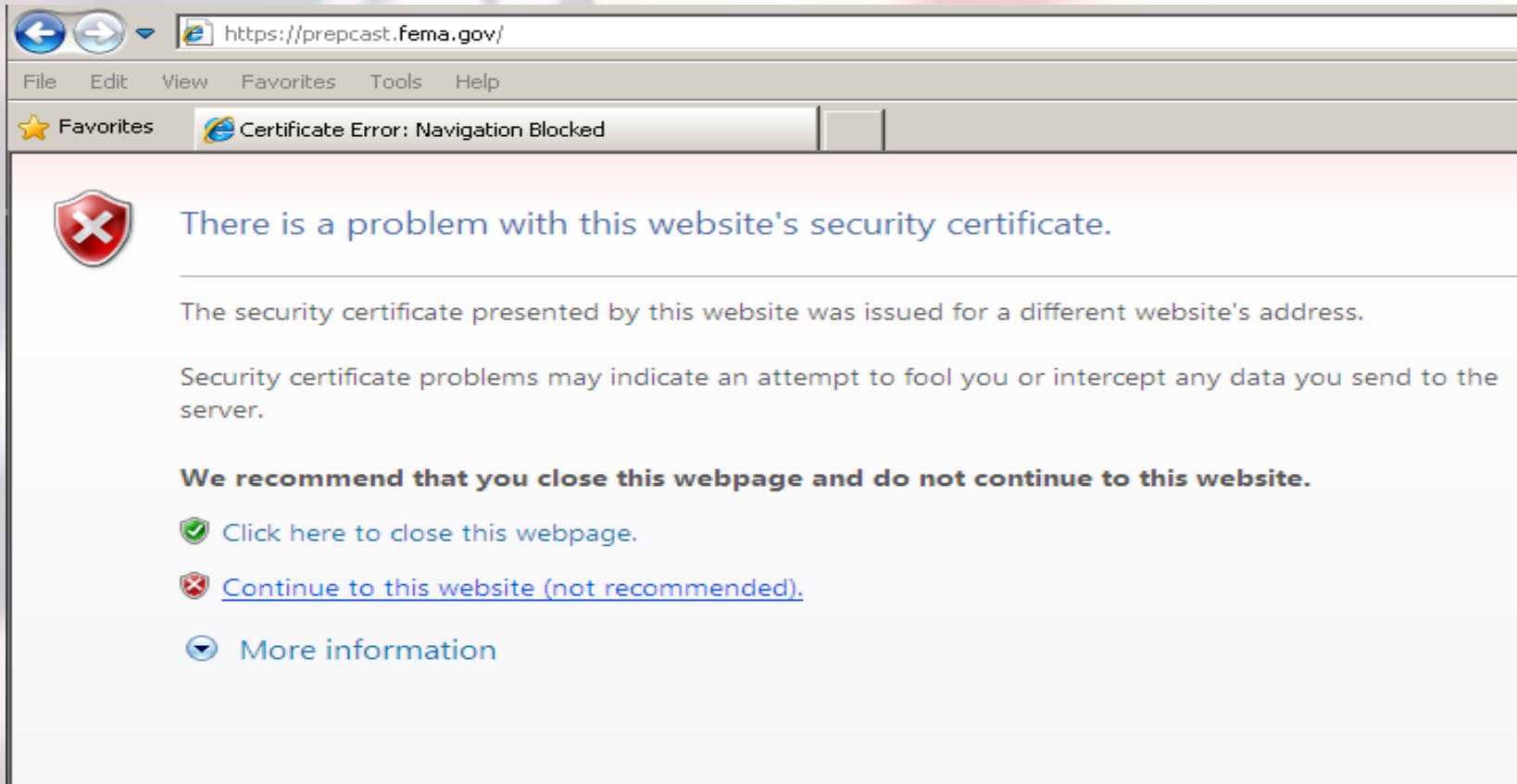
    

Accessing the SPR

- After review by Regional Planner, email will be sent by SPR@dhs.gov
- Will be given a temporary password to access the SPR at <https://prepcast.fema.gov>

PrepCAST

- <https://prepcast.fema.gov/>



PrepCAST

★ Favorites Welcome To PrepCAST



PrepCAST Portal

Sign In

Email

Password

[Forgot Password?](#)

[Problems Signing In?](#)

Welcome To PrepCAST

You are about to access a Department of Homeland Security computer system. This computer system and data therein are property of the U.S. Government and provided for official U.S. Government information and use. There is no expectation of privacy when you use this computer system. The use of a password or any other security measure does not establish an expectation of privacy. By using this system, you consent to the terms set forth in this notice. You may not process classified national security information on this computer system. Access to this is restricted to authorized users only. Unauthorized access, use, or modification of this system or of the data contained herein, or in transit to/from this system, may constitute a violation of section 1030 of title 18 of the U.S. Code and other criminal laws. Anyone who accesses a Federal computer system without authorization or exceeds access authority, or obtains, alters, damages, destroys, or discloses information, or prevents authorized use of information on the computer system, may be subject to penalties, fines or imprisonment. This computer system and any related equipment is subject to monitoring for administrative oversight, law enforcement, criminal investigative purposes, inquiries into alleged wrongdoing or misuse, and to ensure proper performance of applicable security features and procedures. DHS may conduct monitoring activities without further notice.

The Preparedness Compliance Assessment System Tool (PrepCAST) is a system that will help to unify FEMA's information collection systems. It is an online portal that links users to reporting tools. PrepCAST version 1.0 contains a single application: the State Preparedness Report (SPR). FEMA will expand the system to incorporate additional collections, including the National Incident Management System Compliance Assistance Support Tool (NIMSCAST), in the future.

PrepCAST is not an information collection tool unto itself. Rather, it is a platform that houses information collection tools, including SPR Survey. PrepCAST will allow users to use a single set of login credentials to access multiple surveys through the common portal. This allows for ease of access as well as a centralized location for news and updates.

NIMSCAST

The NIMS Compliance Assistance Support Tool (NIMSCAST) is designed as the premier, web-based self-assessment instrument for local, State, territory, Tribal and Federal governments to evaluate and report their jurisdiction's progress and achievement of NIMS implementation activities released since 2004.

SPR

The State Preparedness Report (SPR) Survey Tool is a self assessment of the capabilities requires to prevent, protect against, mitigate the effects of, respond to, and recover from all threats and hazards. This annual assessment is mandated by the Post Katrina Emergency Management Reform Act (PKEMRA) for any state of territory receiving preparedness assistance that is administered by the Department of Homeland Security

PRIVACY ACT STATEMENT

AUTHORITY: The Homeland Security Presidential Directorate (HSPD) - 8, National Preparedness; Public Law 109-295, The Post-Katrina Emergency Management Reform Act of 2006 (PKEMRA); 6 U.S.C. § 749, National Preparedness Comprehensive Assessment System; and Public Law 109-205, as amended by Public Law 110-53, the Implementing Recommendations of the 9/11 Commission Act of 2007.

PRINCIPAL PURPOSE(S): This information is being collected for the primary purpose of user access to PrepCAST in order to complete the State Preparedness Report (SPR) and the National Incident Management System (NIMS) Compliance Assistance Support Tool (NIMSCAST) which are used to facilitate the state, tribal and local government preparedness reporting requirements in accord with the above federal statutes and directives.

ROUTINE USE(S): The information on this form may be disclosed as generally permitted under 5 U.S.C. § 552a(b) of the Privacy Act of 1974, as amended This includes using this information as necessary and authorized by the routine uses published in DHS/FEMA - 004 Department of Homeland Security General Information Technology Access Account Records System of Records, September 29, 2009, 74 Fed. Reg. 49882; and upon written request, by agreement, or as required by law.

Done

Start | Inboxes - Microsoft Outlook | GIMS-HS | HLA - Grant Information ... | I:\Homeland\Strategic Pl... | I:\Homeland\Strategic Pl... | Welcome To PrepCAS... | Microsoft PowerPoint


PrepCAST

Welcome To PrepCAST - Microsoft Internet Explorer provided by Arizona Governor's Office

https://prepcast.fema.gov/PrepCASTWar/portal/list-applications.action

File Edit View Favorites Tools Help


Favorites Welcome To PrepCAST

 **FEMA** | **PrepCAST** [Skip to Content](#) [Contact Us](#) [Change Password](#) [User Profile](#) [Sign Out](#)

PrepCAST Portal John Coughlin


PrepCAST Applications

You have access to one or more of the following PrepCAST applications please choose an application to access from the list below.



NIMSCAST

Welcome to the National Incident Management System (NIMS) Compliance Assistance Support Tool (NIMSCAST). The Federal Emergency Management Agency's (FEMA) National Integration Center designed the NIMSCAST as the premier self-assessment instrument for local, State, territory, Tribal and Federal government to evaluate and report their jurisdiction's implementation of NIMS.



SPR

Welcome to the 2012 State Preparedness Report, a self-assessment of the capabilities required to prevent, protect against, mitigate the effects of, respond to, and recover from all threats and hazards. This annual assessment is mandated by the Post Katrina Emergency Management Reform Act (PKEMRA) for any state or territory receiving preparedness assistance that is administered by the Department of Homeland Security.

News & Events

Announcements

[DHS.gov](#) | [FEMA Español](#) | [Important Notices](#) | [Accessibility](#) | [Site Index](#) | [Contact Us](#)
FEMA 500 C Street, SW Washington, D.C. 20472 Phone: (202) 556-1600

Internet 100%

PrepCAST

Navigation

[Landing Page](#)

Resources

[Site Map](#)

[Resource Documents](#)

[View Jurisdictions](#)

[Contact Us](#)

SPR Landing Page - Select Role

Welcome to the 2012 State Preparedness Report, a self-assessment of the capabilities required to prevent, protect against, mitigate the effects of, respond to, and recover from all threats and hazards. This annual assessment is mandated by the Post Katrina Emergency Management Reform Act of 2006 (PKEMRA) for any state or territory receiving preparedness assistance that is administered by the Department of Homeland Security. Submission of this completed survey is required no later than December 31, 2012.

Please Select Role From the List Below

Jurisdiction	Role	
Arizona	Jurisdiction Coordinator	Select
Arizona	Read Only User	Select
Greenlee County	Jurisdiction Coordinator	Select
Pinal County	Jurisdiction Coordinator	Select
LaPaz County	Jurisdiction Coordinator	Select
Yavapai County	Jurisdiction Coordinator	Select
Graham County	Jurisdiction Coordinator	Select
Mohave County	Jurisdiction Coordinator	Select
Gila County	Jurisdiction Coordinator	Select

Announcements

- Last FAQ Update 11/14/12
- THIRA and SPR Due Date 12/31/12

Help filling out assessment

Please use the collection of documents below to help you complete the assessments. They have vi information about standards and expectations.

Please feel free to [contact the help desk](#) at anytime

SPR Reports

Navigation

- Landing Page
- Home
- View Assessment
- Reports

Administration

- Manage Jurisdictions
- Manage Users
- Add User

Resources

- Site Map
- Resource Documents
- View Jurisdictions
- Contact Us

Reports

Capability Assessment Report

Assessment results for your jurisdictions and sub-jurisdictions

Survey Year

Capability Priority Report

Priority levels specified for each core capability by your jurisdiction and sub-jurisdictions

Survey Year

Heat Map Report

Color-coded representation of the quantitative capability assessments for your jurisdiction and sub-jurisdictions

Survey Year

SPR Capability Assessment Report

Comprehensive report for a single jurisdiction

Survey Year



Capability Assessment Report

- Select “My Jurisdiction” for Arizona
- Select one or more of the Core Capabilities you wish to view
- Select one or more POETE elements

The screenshot shows the FEMA PrepCAST State Preparedness Report Survey Tool interface. The header includes the FEMA logo and the text 'FEMA PrepCAST'. Below the header is a navigation menu with two main sections: 'Navigation' and 'Reports'. The 'Navigation' section includes links for 'Landing Page', 'Home', 'View Assessment', 'Reports', 'Administration', 'Manage Jurisdictions', 'Manage Users', 'Add User', 'Resources', 'Site Map', 'Resource Documents', 'View Jurisdictions', and 'Contact Us'. The 'Reports' section is titled 'Capability Assessment Report' and includes the instruction 'Please make selections and generate report.' It features three dropdown menus: 'Jurisdictions' (with 'My Jurisdiction' selected), 'Capability Names' (with 'Access Control and Identity Verification', 'Community Resilience', 'Critical Transportation', and 'Cybersecurity' selected), and 'Solution Elements' (with 'Planning', 'Organization', 'Equipment', and 'Training' selected). There is also a 'Mutual Aid?' checkbox which is unchecked, and a 'Generate' button with links for 'HTML', 'CSV', 'PDF', and 'XLS'.

Capability Assessment Report

Operational Communications
THIRA Capability Target

Capability Targets



<ol style="list-style-type: none"> 1. Assess and utilize all available communications systems supporting the affected area. 2. Review and update the Statewide Communications Interoperability Plans as well as regional and tactical operational communication plans. 3. Develop and conduct training and coordination on communication plans, terminology, functionality and interoperability of communications equipment to all stakeholders throughout the state. 4. Maintain, sustain and comply with all existing communication measures currently utilized by the state in accordance with National Emergency Communications Plan goals.

Gap Descriptions



Element	Gap Descriptions
Planning	1. Maintain and sustain existing plans (i.e. TICP, RICP, SCIP, etc.) including public and private/critical sector partners.
Organization	1. Develop and implement organizational structures to attain nearly 100% of required structures including public and private/critical sector partners.
Equipment	1. Acquire, maintain and sustain equipment.
Training	1. Continue training for new and existing personnel.
Exercise	<ol style="list-style-type: none"> 1. Develop and conduct exercises at state, county, Tribal and local levels to further enhance operational communications capabilities. 2. Engage high-level government officials in exercises and continue to implement corrective action plans. 3. Review and implement AAR/IP relating to operational communications.

SPR Reports

Navigation

- Landing Page
- Home
- View Assessment
- Reports

Administration

- Manage Jurisdictions
- Manage Users
- Add User

Resources

- Site Map
- Resource Documents
- View Jurisdictions
- Contact Us

Reports

Capability Assessment Report

Assessment results for your jurisdictions and sub-jurisdictions

Survey Year

Capability Priority Report

Priority levels specified for each core capability by your jurisdiction and sub-jurisdictions

Survey Year

Heat Map Report

Color-coded representation of the quantitative capability assessments for your jurisdiction and sub-jurisdictions

Survey Year

SPR Capability Assessment Report


Comprehensive report for a single jurisdiction

Survey Year



SPR Capability Assessment Report

Core
Capability



Capability	Priority	Description
Operational Communications	High	Ensure the capacity for timely communications in support of security, situational awareness, and operations by any and all means available, among and between affected communities in the impact area and all response forces.

Hazard	Description
THIRA Capability Target	<ol style="list-style-type: none"> 1. Assess and utilize all available communications systems supporting the affected area. 2. Review and update the Statewide Communications Interoperability Plans as well as regional and tactical operational communication plans. 3. Develop and conduct training and coordination on communication plans, terminology, functionality and interoperability of communications equipment to all stakeholders throughout the state. 4. Maintain, sustain and comply with all existing communication measures currently utilized by the state in accordance with National Emergency Communications Plan goals.

Element	Organic Score	Mutual
Planning	4	
Organization	4	
Equipment	3	
Training	3	
Exercise	4	

Element	Mutual Aid Agreement
Planning	
Organization	
Equipment	
Training	
Exercise	

Element	Gap Descriptions
Planning	1. Maintain and sustain existing plans (i.e. TICP, RICP, SCIP, etc.) including public and private/critical sector partners.
Organization	1. Develop and implement organizational structures to attain nearly 100% of required structures including public and private/critical sector partners.
Equipment	1. Acquire, maintain and sustain equipment.
Training	1. Continue training for new and existing personnel.
Exercise	<ol style="list-style-type: none"> 1. Develop and conduct exercises at state, county, Tribal and local levels to further enhance operational communications capabilities. 2. Engage high-level government officials in exercises and continue to implement corrective action plans. 3. Review and implement AAR/IP relating to operational communications.

Capability
Targets



Scores



Gap
Descriptions



2013 Grant Application

STATE OF ARIZONA
Department of Homeland Security

2013 STATE HOMELAND SECURITY GRANT PROGRAM APPLICATION

Grant #:

Applicant:

Project Title:

CORE CAPABILITIES

16. From the 31 Core Capabilities please identify, from the drop down menu, no more than three Core Capabilities supported by this project in priority order. Then enter the proposed amount of funding to be obligated for each Core Capability from this project. To access the Core Capabilities List click on the link below.

<http://www.fema.gov/pdf/prepared/npq.pdf>

<http://www.fema.gov/pdf/prepared/crosswalk.pdf>

<input type="text" value="Choose Core Capabilities"/>	Enter Amount:	<input type="text" value="\$0"/>
<input type="text" value="Choose Core Capabilities"/>	Enter Amount:	<input type="text" value="\$0"/>
<input type="text" value="Choose Core Capabilities"/>	Enter Amount:	<input type="text" value="\$0"/>

This amount should equal the total amount being requested for this project.

17. How will this project address a gap identified in the State Preparedness Report (SPR)? For each Core Capability selected, list the gap number as identified in the SPR and a description of how this project will addresses that gap. (Example gap number: Operational Communications, Equipment, #1).

2013 Grant Application

- Sample Answer for 1 Core Capability- includes gap number, gap description, and how the project addresses that gap.

STATE OF ARIZONA
Department of Homeland Security

2013 STATE HOMELAND SECURITY GRANT PROGRAM APPLICATION

Grant #: Applicant:

Project Title:

CORE CAPABILITIES

16. From the 31 Core Capabilities please identify, from the drop down menu, no more than three Core Capabilities supported by this project in priority order. Then enter the proposed amount of funding to be obligated for each Core Capability from this project. To access the Core Capabilities List click on the link below.

<http://www.fema.gov/pdf/prepared/npg.pdf>
<http://www.fema.gov/pdf/prepared/crosswalk.pdf>

<input type="text" value="Operational Communications"/>	Enter Amount:	<input type="text" value="\$10,000"/>
<input type="text" value="Choose Core Capabilities"/>	Enter Amount:	<input type="text" value="\$0"/>
<input type="text" value="Choose Core Capabilities"/>	Enter Amount:	<input type="text" value="\$0"/>

This amount should equal the total amount being requested for this project. \$10,000

17. For each Core Capability selected, list the gap number as identified in the State Preparedness Report (SPR) that this project will address (Example gap number: Operational Communications, Equipment, 1- Acquire, maintain and sustain equipment). For each gap listed, provide a description of how this project will addresses that gap within your jurisdiction and/or region.

Operational Communications, Equipment, 1. Acquire, maintain and sustain equipment. The project addresses this gap by acquiring new interoperable communications equipment that builds channel capacity, enabling a larger interoperability platform throughout the XYZ Region.

▶ | Checklist | PROJECT ADMIN PAGE | Project Narrative | Project Justification | **Core Capabilities** | Milestones | EQUIP BN | TRAINING

2013 Grant Application

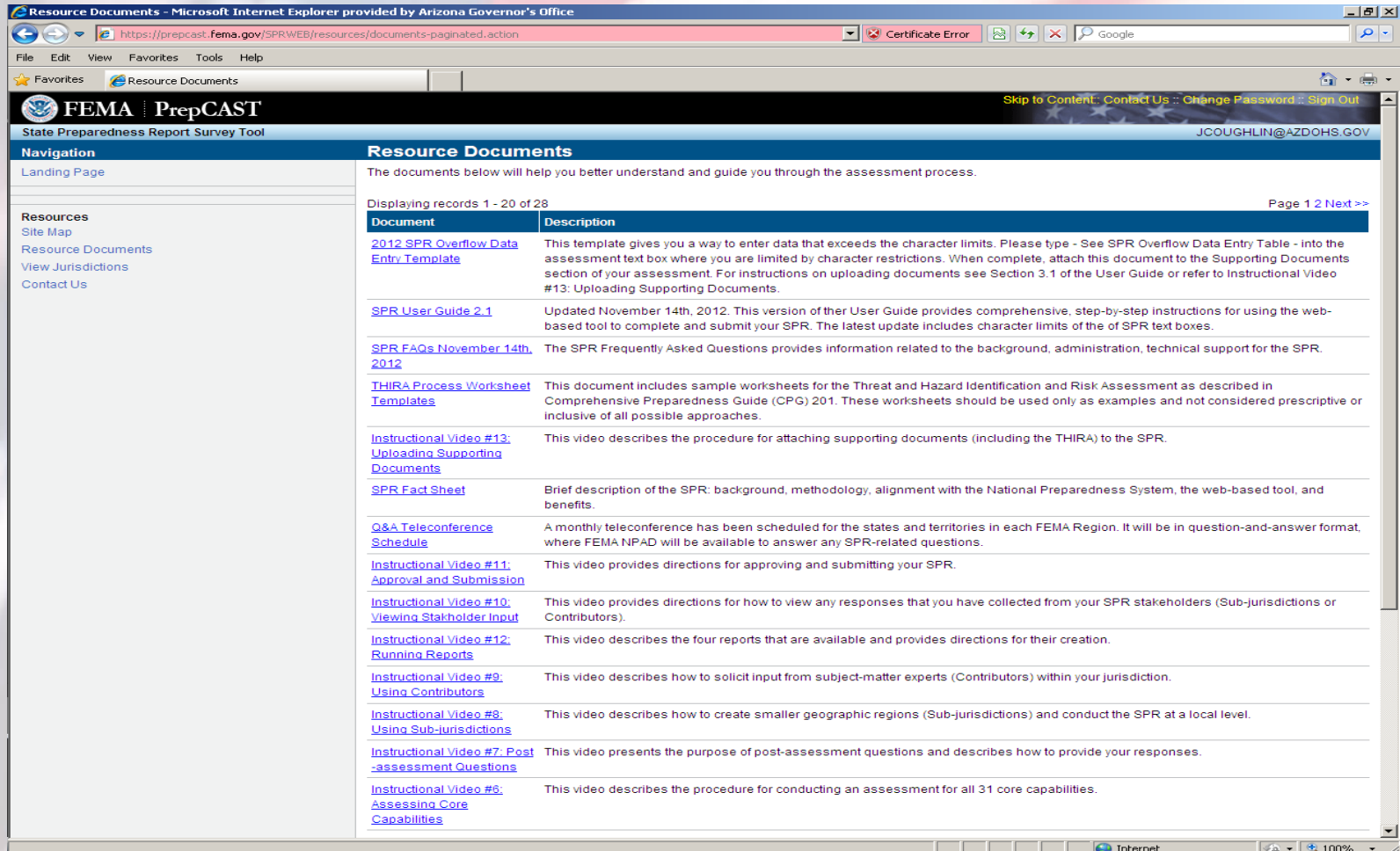
- Sample Answer for 2 Core Capabilities- includes gap number, gap description, and how the project addresses that gap *for each core capability*.

STATE OF ARIZONA Department of Homeland Security 2013 STATE HOMELAND SECURITY GRANT PROGRAM APPLICATION							
Grant #: <input type="text"/>	Applicant: <input type="text"/>						
Project Title: <input type="text"/>							
CORE CAPABILITIES							
<p>16. From the 31 Core Capabilities please identify, from the drop down menu, no more than three Core Capabilities supported by this project in priority order. Then enter the proposed amount of funding to be obligated for each Core Capability from this project. To access the Core Capabilities List click on the link below.</p> <p>http://www.fema.gov/pdf/prepared/npg.pdf http://www.fema.gov/pdf/prepared/crosswalk.pdf</p> <table><tr><td><input type="text" value="Operational Communications"/></td><td>Enter Amount: <input type="text" value="\$10,000"/></td></tr><tr><td><input type="text" value="Community Resilience"/></td><td>Enter Amount: <input type="text" value="\$5,000"/></td></tr><tr><td><input type="text" value="Choose Core Capabilities"/></td><td>Enter Amount: <input type="text" value="\$0"/></td></tr></table> <p>This amount should equal the total amount being requested for this project. <input type="text" value="\$15,000"/></p>		<input type="text" value="Operational Communications"/>	Enter Amount: <input type="text" value="\$10,000"/>	<input type="text" value="Community Resilience"/>	Enter Amount: <input type="text" value="\$5,000"/>	<input type="text" value="Choose Core Capabilities"/>	Enter Amount: <input type="text" value="\$0"/>
<input type="text" value="Operational Communications"/>	Enter Amount: <input type="text" value="\$10,000"/>						
<input type="text" value="Community Resilience"/>	Enter Amount: <input type="text" value="\$5,000"/>						
<input type="text" value="Choose Core Capabilities"/>	Enter Amount: <input type="text" value="\$0"/>						
<p>17. For each Core Capability selected, list the gap number as identified in the State Preparedness Report (SPR) that this project will address (Example gap number: Operational Communications, Equipment, 1- Acquire, maintain and sustain equipment). For each gap listed, provide a description of how this project will addresses that gap within your jurisdiction and/or region.</p> <p>Operational Communications, Equipment, 1. Acquire, maintain and sustain equipment. The project addresses this gap by acquiring new interoperable communications equipment that builds channel capacity, enabling a larger interoperability platform throughout the XYZ Region.</p> <p>Community Resilience, Training, 2. Continue public outreach and education/training for emergency preparedness measures. The project addresses this gap by enhancing community awareness and involvement in CERT training within the XYZ Region.</p>							
<p>▶ Checklist PROJECT ADMIN PAGE Project Narrative Project Justification Core Capabilities Milestones EQUIP BN TRAINING</p>							

2013 County SPR

- AZDOHS is currently developing a FY 2013 SPR County level assessment plan
- Questions can be addressed to:
 - Billy Ross, Public Safety Liaison
 - 602-542-1713
 - bross@azdohs.gov

SPR Resource Documents



The screenshot shows a web browser window displaying the FEMA PrepCAST State Preparedness Report Survey Tool. The page title is "Resource Documents - Microsoft Internet Explorer provided by Arizona Governor's Office". The URL is "https://prepcast.fema.gov/SPRWEB/resources/documents-paginated.action". The page features a navigation menu on the left with "Resources" selected, and a main content area titled "Resource Documents" listing various documents with descriptions. A blue arrow points to the "Resources" link in the navigation menu.

Navigation

- Landing Page
- Resources**
- Site Map
- Resource Documents
- View Jurisdictions
- Contact Us

Resource Documents

The documents below will help you better understand and guide you through the assessment process.

Displaying records 1 - 20 of 28 Page 1 2 Next >>

Document	Description
2012 SPR Overflow Data Entry Template	This template gives you a way to enter data that exceeds the character limits. Please type - See SPR Overflow Data Entry Table - into the assessment text box where you are limited by character restrictions. When complete, attach this document to the Supporting Documents section of your assessment. For instructions on uploading documents see Section 3.1 of the User Guide or refer to Instructional Video #13: Uploading Supporting Documents.
SPR User Guide 2.1	Updated November 14th, 2012. This version of the User Guide provides comprehensive, step-by-step instructions for using the web-based tool to complete and submit your SPR. The latest update includes character limits of the SPR text boxes.
SPR FAQs November 14th, 2012	The SPR Frequently Asked Questions provides information related to the background, administration, technical support for the SPR.
THIRA Process Worksheet Templates	This document includes sample worksheets for the Threat and Hazard Identification and Risk Assessment as described in Comprehensive Preparedness Guide (CPG) 201. These worksheets should be used only as examples and not considered prescriptive or inclusive of all possible approaches.
Instructional Video #13: Uploading Supporting Documents	This video describes the procedure for attaching supporting documents (including the THIRA) to the SPR.
SPR Fact Sheet	Brief description of the SPR: background, methodology, alignment with the National Preparedness System, the web-based tool, and benefits.
Q&A Teleconference Schedule	A monthly teleconference has been scheduled for the states and territories in each FEMA Region. It will be in question-and-answer format, where FEMA NPAD will be available to answer any SPR-related questions.
Instructional Video #11: Approval and Submission	This video provides directions for approving and submitting your SPR.
Instructional Video #10: Viewing Stakeholder Input	This video provides directions for how to view any responses that you have collected from your SPR stakeholders (Sub-jurisdictions or Contributors).
Instructional Video #12: Running Reports	This video describes the four reports that are available and provides directions for their creation.
Instructional Video #9: Using Contributors	This video describes how to solicit input from subject-matter experts (Contributors) within your jurisdiction.
Instructional Video #8: Using Sub-jurisdictions	This video describes how to create smaller geographic regions (Sub-jurisdictions) and conduct the SPR at a local level.
Instructional Video #7: Post-assessment Questions	This video presents the purpose of post-assessment questions and describes how to provide your responses.
Instructional Video #6: Assessing Core Capabilities	This video describes the procedure for conducting an assessment for all 31 core capabilities.

SPR Resource Documents

- SPR Videos
 - 1. Overview & Methodology
 - 2. Basic Navigation & User Roles
 - 3. Creating Users
 - 4. Pre-assessment Questions
 - 5. THIRA Process
 - 6. Assessing Core Capabilities
 - 7. Post-assessment Questions
 - 8. Using Sub-jurisdictions
 - 9. Using Contributors
 - 10. Viewing Stakeholder Input
 - 11. Approval & Submission
 - 12. Running Reports
 - 13. Uploading Supporting Documents

QUESTIONS?

Central Region, Phoenix UASI:

Susan Dzbanko

602-542-1777

sdzbanko@azdohs.gov

East & West Regions, State Agencies:

John Coughlin

602-542-7012

jcoughlin@azdohs.gov

North & South Regions:

Maryann Loya

602-542-7062

mloya@azdohs.gov